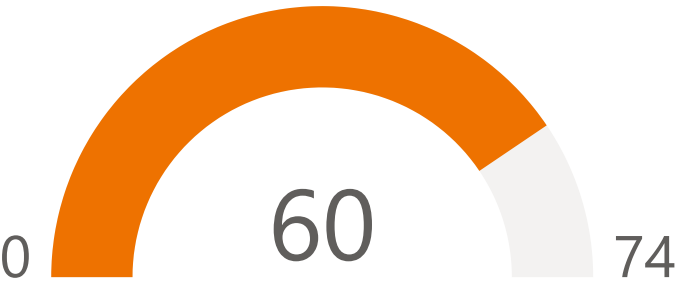
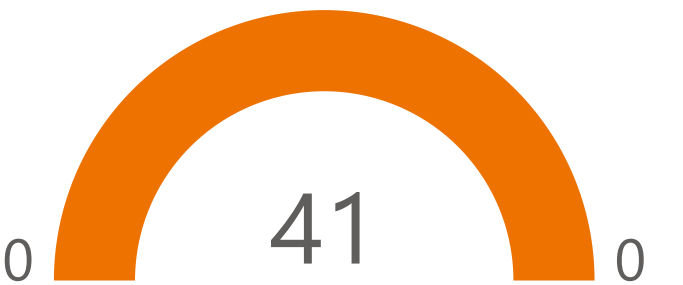


Awards started vs full year target



Awards started this quarter



Awards started over the last 3 years

BronzeSilver

Year	Apr	May	Jun	Jul	Aug	Sep	Oct	Nov	Dec	Jan	Feb	Mar	Total
2025/2026	0	0	0	0	0	41	18	1	0	0	0	0	60
2024/2025	64	6	0	0	0	0	0	0	0	0	0	0	70
2023/2024	0	0	10	0	0	0	0	0	0	0	0	0	10

Awards achieved over the last 3 years

BronzeSilver

Year	Apr	May	Jun	Jul	Aug	Sep	Oct	Nov	Dec	Jan	Feb	Mar	Total
2025/2026	0	0	0	0	0	0	0	0	0	0	0	0	0
2024/2025	0	0	0	0	0	0	24	5	1	0	0	0	30
2023/2024	0	0	0	0	0	0	0	0	0	0	0	0	0

Awards started

60
This YTD

70
Last YTD

56
End of year forecast

Bronze

42
This YTD

67
Last YTD

38
End of year forecast

Silver

18
This YTD

3
Last YTD

18
End of year forecast

Gold

0
This YTD

0
Last YTD


0
End of year forecast

Marginalised young people (% of this YTD)


Awards started	Bronze	Silver	Gold
36 (60.0%) IMD 1-3	31 (73.8%) IMD 1-3	5 (27.8%) IMD 1-3	(%) IMD 1-3
21 (35.0%) Ethnic minorities	13 (31.0%) Ethnic minorities	8 (44.4%) Ethnic minorities	(%) Ethnic minorities
4 (6.7%) Additional needs	4 (9.5%) Additional needs	(%) Additional needs	(%) Additional needs

Awards achieved	Bronze	Silver	Gold
(%) IMD 1-3	(%) IMD 1-3	(%) IMD 1-3	(%) IMD 1-3
(%) Ethnic minorities	(%) Ethnic minorities	(%) Ethnic minorities	(%) Ethnic minorities
(%) Additional needs	(%) Additional needs	(%) Additional needs	(%) Additional needs


Progress against sections for awards started YTD




3.3
% no activity at all




20.0
% volunteering not started




95.0
% expedition not started



10.0
% skill not started



0.0
% gold residential not started



15.0
% physical not started

Young leaders YTD

1

Awards achieved

0
This YTD

30
Last YTD

0.0
Cohort achievement %

Bronze

0
This YTD

30
Last YTD

0.0
Cohort achievement %

Silver

0
This YTD

0
Last YTD

0.0
Cohort achievement %

Gold

0
This YTD

0
Last YTD

0.0
Cohort achievement %