

Awards started over the last 3 years

BronzeSilver

Year	Apr	May	Jun	Jul	Aug	Sep	Oct	Nov	Dec	Jan	Feb	Mar	Total
2025/2026	0	26	0	0	0	9	2	0	0	0	0	0	37
2024/2025	0	0	0	0	0	23	0	0	0	0	0	0	23
2023/2024	3	0	0	0	2	0	4	0	0	0	0	0	9

Awards achieved over the last 3 years

Bronze

Year	Apr	May	Jun	Jul	Aug	Sep	Oct	Nov	Dec	Jan	Feb	Mar	Total
2025/2026	0	0	0	0	2	3	5	0	0	0	0	0	10
2024/2025	0	0	0	0	0	0	0	0	0	0	0	0	0
2023/2024	0	0	0	0	0	0	0	0	0	0	0	0	0







Marginalised young people (% of this YTD)

Awards started	Bronze	Silver	Gold
37 This YTD	33 This YTD	4 This YTD	0 This YTD
23 Last YTD	23 Last YTD	0 Last YTD	0 Last YTD
38 End of year forecast	34 End of year forecast	4 End of year forecast	0 End of year forecast

Awards started	Bronze	Silver	Gold
28 (75.7%) IMD 1-3	25 (75.8%) IMD 1-3	3 (75.0%) IMD 1-3	(%) IMD 1-3
21 (56.8%) Ethnic minorities	19 (57.6%) Ethnic minorities	2 (50.0%) Ethnic minorities	(%) Ethnic minorities
2 (5.4%) Additional needs	2 (6.1%) Additional needs	(%) Additional needs	(%) Additional needs

Awards achieved	Bronze	Silver	Gold
9 (90.0%) IMD 1-3	9 (90.0%) IMD 1-3	(%) IMD 1-3	(%) IMD 1-3
5 (50.0%) Ethnic minorities	5 (50.0%) Ethnic minorities	(%) Ethnic minorities	(%) Ethnic minorities
(%) Additional needs	(%) Additional needs	(%) Additional needs	(%) Additional needs

Progress against sections for awards started YTD

	8.1 % no activity at all		13.5 % volunteering not started
	10.8 % expedition not started		13.5 % skill not started
	0.0 % gold residential not started		5.4 % physical not started

Young leaders YTD

1

Awards achieved	Bronze	Silver	Gold
10 This YTD	10 This YTD	0 This YTD	0 This YTD
0 Last YTD	0 Last YTD	0 Last YTD	0 Last YTD
0.0 Cohort achievement %	0.0 Cohort achievement %	0.0 Cohort achievement %	0.0 Cohort achievement %