

Awards started vs full year target

0

105

95

Awards started this quarter

0

15

0

Awards started over the last 3 years

BronzeSilverGold

Year	Apr	May	Jun	Jul	Aug	Sep	Oct	Nov	Dec	Jan	Feb	Mar	Total
2025/2026	0	0	0	6	0	9	0	0	0	0	0	90	105
2024/2025	0	0	0	0	0	0	0	7	0	0	0	82	89
2023/2024	1	1	2	0	0	5	17	86	76	15	0	0	203

Awards achieved over the last 3 years

BronzeSilverGold

Year	Apr	May	Jun	Jul	Aug	Sep	Oct	Nov	Dec	Jan	Feb	Mar	Total
2025/2026	1	0	0	0	1	2	13	5	0	2	0	2	26
2024/2025	0	1	1	0	1	0	1	0	0	1	0	4	9
2023/2024	1	4	1	0	15	16	60	3	2	2	2	1	107

Awards started







BronzeSilverGold

105	99	0	6
This YTD	This YTD	This YTD	This YTD
89	83	4	2
Last YTD	Last YTD	Last YTD	Last YTD
103	86	4	13
End of year forecast	End of year forecast	End of year forecast	End of year forecast

Marginalised young people (% of this YTD)

Awards started	BronzeSilverGold		
6 (5.7%)	5 (5.1%)	(%)	1 (16.7%)
IMD 1-3	IMD 1-3	IMD 1-3	IMD 1-3
18 (17.1%)	18 (18.2%)	(%)	(%)
Ethnic minorities	Ethnic minorities	Ethnic minorities	Ethnic minorities
4 (3.8%)	4 (4.0%)	(%)	(%)
Additional needs	Additional needs	Additional needs	Additional needs
Awards achieved	BronzeSilverGold		
3 (11.5%)	(%)	2 (18.2%)	1 (25.0%)
IMD 1-3	IMD 1-3	IMD 1-3	IMD 1-3
6 (23.1%)	3 (27.3%)	3 (27.3%)	(%)
Ethnic minorities	Ethnic minorities	Ethnic minorities	Ethnic minorities
2 (7.7%)	2 (18.2%)	(%)	(%)
Additional needs	Additional needs	Additional needs	Additional needs

Progress against sections for awards started YTD

	6.7 % no activity at all		41.0 % volunteering not started
	68.6 % expedition not started		54.3 % skill not started
	50.0 % gold residential not started		48.6 % physical not started

Young leaders YTD

1

Awards achieved

BronzeSilverGold

26	11	11	4
This YTD	This YTD	This YTD	This YTD
9	1	5	3
Last YTD	Last YTD	Last YTD	Last YTD
14.8	8.2	25.8	14.8
Cohort achievement %	Cohort achievement %	Cohort achievement %	Cohort achievement %