

Awards started vs full year target

0

0

10

Awards started this quarter

0

0

0

Awards started over the last 3 years

Bronze

Silver

Year	Apr	May	Jun	Jul	Aug	Sep	Oct	Nov	Dec	Jan	Feb	Mar	Total
2025/2026	0	0	0	0	0	0	0	0	0	0	0	0	0
2024/2025	0	0	0	0	0	0	10	0	0	0	0	0	10
2023/2024	0	0	0	0	0	0	0	0	0	0	0	0	0

Awards achieved over the last 3 years

Bronze

Year	Apr	May	Jun	Jul	Aug	Sep	Oct	Nov	Dec	Jan	Feb	Mar	Total
2025/2026	0	0	1	0	0	2	4	0	0	0	0	0	7
2024/2025	0	0	0	0	0	0	0	0	0	0	0	0	0
2023/2024	0	0	0	0	0	0	0	0	0	0	0	0	0

Awards started

0

This YTD

10

Last YTD

3

End of year forecast

Bronze

0

This YTD

9

Last YTD

3

End of year forecast

Silver

0

This YTD

1

Last YTD

0

End of year forecast

Gold

0

This YTD

0

Last YTD

0

End of year forecast

Marginalised young people (% of this YTD)

Awards started

(%)

IMD 1-3

(%)

Ethnic minorities

(%)

Additional needs

Bronze

(%)

IMD 1-3

(%)

Ethnic minorities

(%)

Additional needs

Silver

(%)

IMD 1-3

(%)

Ethnic minorities

(%)

Additional needs

Gold

(%)

IMD 1-3

(%)

Ethnic minorities

(%)

Additional needs

Awards achieved

4 (57.1%)

IMD 1-3

(%)

Ethnic minorities

(%)

Additional needs

Bronze

4 (57.1%)

IMD 1-3

(%)

Ethnic minorities

(%)

Additional needs

Silver

(%)

IMD 1-3

(%)

Ethnic minorities

(%)

Additional needs

Gold

(%)

IMD 1-3


(%)

Ethnic minorities

(%)


Additional needs

Progress against sections for awards started YTD




0.0

% no activity at all




0.0

% expedition not started




0.0

% gold residential not started




0.0

% volunteering not started



0.0

% skill not started



0.0

% physical not started

Young leaders YTD

1

Awards achieved

7

This YTD

0

Last YTD

0.0

Cohort achievement %

Bronze

7

This YTD

0

Last YTD

0.0

Cohort achievement %

Silver

0

This YTD

0

Last YTD

0.0

Cohort achievement %

Gold

0

This YTD

0

Last YTD

0.0

Cohort achievement %