

Awards started over the last 3 years

BronzeSilverGold

Year	Apr	May	Jun	Jul	Aug	Sep	Oct	Nov	Dec	Jan	Feb	Mar	Total
2025/2026	18	0	0	0	0	0	10	0	84	2	0	31	145
2024/2025	1	0	0	0	1	0	1	3	0	63	0	0	69
2023/2024	0	0	0	0	0	1	133	3	0	6	1	0	144

Awards achieved over the last 3 years


BronzeSilverGold

Year	Apr	May	Jun	Jul	Aug	Sep	Oct	Nov	Dec	Jan	Feb	Mar	Total
2025/2026	0	2	4	0	2	24	35	1	1	2	0	0	71
2024/2025	0	0	9	0	0	5	30	1	1	0	1	0	47
2023/2024	0	0	0	0	0	0	0	0	0	0	0	0	0


Marginalised young people (% of this YTD)

Awards started	Bronze	Silver	Gold
1 (0.7%) IMD 1-3	1 (1.2%) IMD 1-3	(%) IMD 1-3	(%) IMD 1-3
33 (22.8%) Ethnic minorities	17 (20.0%) Ethnic minorities	16 (27.1%) Ethnic minorities	(%) Ethnic minorities
6 (4.1%) Additional needs	5 (5.9%) Additional needs	1 (1.7%) Additional needs	(%) Additional needs
Awards achieved	Bronze	Silver	Gold
1 (1.4%) IMD 1-3	1 (1.7%) IMD 1-3	(%) IMD 1-3	(%) IMD 1-3
11 (15.5%) Ethnic minorities	11 (18.3%) Ethnic minorities	(%) Ethnic minorities	(%) Ethnic minorities
4 (5.6%) Additional needs	3 (5.0%) Additional needs	(%) Additional needs	1 (20.0%) Additional needs


Progress against sections for awards started YTD




0.7
% no activity at all




9.0
% volunteering not started




58.6
% expedition not started



8.3
% skill not started



100.0
% gold residential not started



4.8
% physical not started

Young leaders YTD

1

Awards achieved	Bronze	Silver	Gold
71 This YTD	60 This YTD	6 This YTD	5 This YTD
47 Last YTD	34 Last YTD	13 Last YTD	0 Last YTD
38.2 Cohort achievement %	48.6 Cohort achievement %	26.2 Cohort achievement %	44.4 Cohort achievement %