



Awards started vs full year target



Awards started this quarter



Awards started over the last 3 years

Bronze

Silver

Year	Apr	May	Jun	Jul	Aug	Sep	Oct	Nov	Dec	Jan	Feb	Mar	Total
2025/2026	0	0	0	0	0	3	2	0	0	0	0	0	5
2024/2025	0	0	0	0	0	0	0	0	13	0	0	0	13
2023/2024	0	0	0	0	0	3	0	21	1	1	0	0	26

Awards achieved over the last 3 years

Bronze

Silver

Year	Apr	May	Jun	Jul	Aug	Sep	Oct	Nov	Dec	Jan	Feb	Mar	Total
2025/2026	0	0	0	0	0	1	6	0	0	0	0	0	7
2024/2025	0	0	0	0	0	5	4	0	0	0	1	0	10
2023/2024	0	0	0	0	0	6	5	0	0	0	0	0	11

Awards started

Bronze

Silver

Gold

5	0	5	0
This YTD	This YTD	This YTD	This YTD
13	13	0	0
Last YTD	Last YTD	Last YTD	Last YTD
10	10	0	0
End of year forecast	End of year forecast	End of year forecast	End of year forecast

Marginalised young people (% of this YTD)

Awards started

Bronze

Silver

Gold

4 (80.0%)	(%)	4 (80.0%)	(%)
IMD 1-3	IMD 1-3	IMD 1-3	IMD 1-3
2 (40.0%)	(%)	2 (40.0%)	(%)
Ethnic minorities	Ethnic minorities	Ethnic minorities	Ethnic minorities
(%)	(%)	(%)	(%)
Additional needs	Additional needs	Additional needs	Additional needs

Awards achieved


Bronze

Silver


Gold

5 (71.4%)	5 (71.4%)	(%)	(%)
IMD 1-3	IMD 1-3	IMD 1-3	IMD 1-3
(%)	(%)	(%)	(%)
Ethnic minorities	Ethnic minorities	Ethnic minorities	Ethnic minorities
(%)	(%)	(%)	(%)
Additional needs	Additional needs	Additional needs	Additional needs


Progress against sections for awards started YTD




0.0  
% no activity at all




0.0  
% volunteering not started




100.0  
% expedition not started



0.0  
% skill not started



0.0  
% gold residential not started



0.0  
% physical not started

Young leaders YTD

1

Awards achieved

Bronze

Silver

Gold

7	7	0	0
This YTD	This YTD	This YTD	This YTD
10	7	3	0
Last YTD	Last YTD	Last YTD	Last YTD
38.5	33.3	60.0	0.0
Cohort achievement %	Cohort achievement %	Cohort achievement %	Cohort achievement %