

Awards started vs full year target



Awards started this quarter



Awards started over the last 3 years

Bronze

Year	Apr	May	Jun	Jul	Aug	Sep	Oct	Nov	Dec	Jan	Feb	Mar	Total
2025/2026	0	2	0	0	0	0	0	0	0	0	19	6	27
2024/2025	0	0	0	0	0	0	42	0	0	23	0	3	68
2023/2024	0	0	0	0	0	0	0	0	0	0	24	0	24

Awards achieved over the last 3 years

Bronze

Year	Apr	May	Jun	Jul	Aug	Sep	Oct	Nov	Dec	Jan	Feb	Mar	Total
2025/2026	0	0	0	0	0	0	0	0	0	0	0	0	0
2024/2025	0	0	0	0	0	0	0	0	0	0	0	0	0
2023/2024	0	0	0	0	0	0	0	0	0	0	0	0	0







Marginalised young people (% of this YTD)

Awards started	Bronze	Silver	Gold
27 This YTD	27 This YTD	0 This YTD	0 This YTD
68 Last YTD	68 Last YTD	0 Last YTD	0 Last YTD
25 End of year forecast	25 End of year forecast	0 End of year forecast	0 End of year forecast

Awards started	Bronze	Silver	Gold
6 (22.2%) IMD 1-3	6 (22.2%) IMD 1-3	(%) IMD 1-3	(%) IMD 1-3
5 (18.5%) Ethnic minorities	5 (18.5%) Ethnic minorities	(%) Ethnic minorities	(%) Ethnic minorities
1 (3.7%) Additional needs	1 (3.7%) Additional needs	(%) Additional needs	(%) Additional needs

Awards achieved	Bronze	Silver	Gold
(%) IMD 1-3	(%) IMD 1-3	(%) IMD 1-3	(%) IMD 1-3
(%) Ethnic minorities	(%) Ethnic minorities	(%) Ethnic minorities	(%) Ethnic minorities
(%) Additional needs	(%) Additional needs	(%) Additional needs	(%) Additional needs

Progress against sections for awards started YTD

	0.0 % no activity at all		70.4 % volunteering not started
	88.9 % expedition not started		63.0 % skill not started
	0.0 % gold residential not started		70.4 % physical not started

Young leaders YTD

1

Awards achieved

Awards achieved	Bronze	Silver	Gold
0 This YTD	0 This YTD	0 This YTD	0 This YTD
0 Last YTD	0 Last YTD	0 Last YTD	0 Last YTD
0.0 Cohort achievement %	0.0 Cohort achievement %	0.0 Cohort achievement %	0.0 Cohort achievement %