

Awards started vs full year target

0

80

18

Awards started this quarter

0

19

0

Awards started over the last 3 years

Bronze

Silver

Gold

Year	Apr	May	Jun	Jul	Aug	Sep	Oct	Nov	Dec	Jan	Feb	Mar	Total
2025/2026	2	0	0	0	19	0	0	42	4	0	11	2	80
2024/2025	0	0	0	0	0	0	12	0	0	19	0	0	31
2023/2024	0	0	0	0	0	0	0	0	41	1	0	0	42

Awards achieved over the last 3 years

Bronze

Silver

Year	Apr	May	Jun	Jul	Aug	Sep	Oct	Nov	Dec	Jan	Feb	Mar	Total
2025/2026	0	0	0	0	8	0	18	0	0	0	0	0	26
2024/2025	0	0	0	0	0	10	10	0	0	0	2	1	23
2023/2024	0	0	0	0	0	0	0	0	0	0	0	0	0

Marginalised young people (% of this YTD)

Awards started

Bronze

Silver

Gold

69 (86.3%)	54 (83.1%)	2 (100.0%)	13 (100.0%)
IMD 1-3	IMD 1-3	IMD 1-3	IMD 1-3
16 (20.0%)	12 (18.5%)	(%)	4 (30.8%)
Ethnic minorities	Ethnic minorities	Ethnic minorities	Ethnic minorities
(%)	(%)	(%)	(%)
Additional needs	Additional needs	Additional needs	Additional needs

Awards achieved


Bronze

Silver

Gold


24 (92.3%)	6 (75.0%)	18 (100.0%)	(%)
IMD 1-3	IMD 1-3	IMD 1-3	IMD 1-3
4 (15.4%)	(%)	4 (22.2%)	(%)
Ethnic minorities	Ethnic minorities	Ethnic minorities	Ethnic minorities
(%)	(%)	(%)	(%)
Additional needs	Additional needs	Additional needs	Additional needs

Progress against sections for awards started YTD




5.0

% no activity at all




5.0

% volunteering not started




56.3

% expedition not started




5.0

% skill not started



46.2

% gold residential not started



2.5

% physical not started

Young leaders YTD

1

Awards achieved

Bronze

Silver

Gold

26	8	18	0
This YTD	This YTD	This YTD	This YTD
23	23	0	0
Last YTD	Last YTD	Last YTD	Last YTD
54.8	54.8	0.0	0.0
Cohort achievement %	Cohort achievement %	Cohort achievement %	Cohort achievement %