

Awards started over the last 3 years

BronzeSilver

Year	Apr	May	Jun	Jul	Aug	Sep	Oct	Nov	Dec	Jan	Feb	Mar	Total
2025/2026	2	0	55	0	0	6	27	0	0	14	0	0	104
2024/2025	0	0	0	0	0	33	24	0	0	18	0	5	80
2023/2024	0	0	0	0	0	0	1	0	0	0	0	0	1

Awards started	Bronze	Silver	Gold
104	86	18	0
This YTD	This YTD	This YTD	This YTD
80	80	0	0
Last YTD	Last YTD	Last YTD	Last YTD
105	87	18	0
End of year forecast	End of year forecast	End of year forecast	End of year forecast

Awards achieved over the last 3 years







Bronze

Year	Apr	May	Jun	Jul	Aug	Sep	Oct	Nov	Dec	Jan	Feb	Mar	Total
2025/2026	0	0	6	0	1	1	25	0	0	0	0	0	33
2024/2025	0	0	0	0	0	0	0	0	0	0	0	0	0
2023/2024	0	0	0	0	0	0	5	0	0	0	0	0	5

Marginalised young people (% of this YTD)

Awards started	Bronze	Silver	Gold
64 (61.5%)	52 (60.5%)	12 (66.7%)	(%)
IMD 1-3	IMD 1-3	IMD 1-3	IMD 1-3
10 (9.6%)	9 (10.5%)	1 (5.6%)	(%)
Ethnic minorities	Ethnic minorities	Ethnic minorities	Ethnic minorities
14 (13.5%)	13 (15.1%)	1 (5.6%)	(%)
Additional needs	Additional needs	Additional needs	Additional needs
Awards achieved	Bronze	Silver	Gold
27 (81.8%)	27 (81.8%)	(%)	(%)
IMD 1-3	IMD 1-3	IMD 1-3	IMD 1-3
3 (9.1%)	3 (9.1%)	(%)	(%)
Ethnic minorities	Ethnic minorities	Ethnic minorities	Ethnic minorities
11 (33.3%)	11 (33.3%)	(%)	(%)
Additional needs	Additional needs	Additional needs	Additional needs

Progress against sections for awards started YTD

	28.8 % no activity at all		40.4 % volunteering not started
	64.4 % expedition not started		54.8 % skill not started
	0.0 % gold residential not started		42.3 % physical not started

Young leaders YTD

1

Awards achieved	Bronze	Silver	Gold
33	33	0	0
This YTD	This YTD	This YTD	This YTD
0	0	0	0
Last YTD	Last YTD	Last YTD	Last YTD
100.0	100.0	0.0	0.0
Cohort achievement %	Cohort achievement %	Cohort achievement %	Cohort achievement %