

2022-2023

DOFE GLASGOW

Impact Report: Secondary Education

OFFICIAL

INTRODUCTION

DofE Glasgow License Holder and Executive Director of Education: Douglas Hutchison

“It has been another successful year for DofE in Glasgow, and I’m delighted again to write the introduction to this report. As with other areas of life, DofE is slowly getting back to pre-pandemic levels. It is great to see so many of our schools offering young people this opportunity. I am especially pleased to see so many young people from our ASL schools succeeding in the award. One of the great things about DofE is that participants challenge themselves at their own level.

In line with our aim of All Learners All Achieving it is great to see such a variety of young people succeeding in DofE, with great representation from all parts of Glasgow and all backgrounds. The award is well established in many of our schools and will increasingly play an important role in delivery of the senior phase expectations. The interim report on senior phase qualifications pointed towards a more rounded approach to senior phase beyond traditional qualifications and DofE has a strong role to play in the new landscape.

For now, my thanks to everyone involved and congratulations to all young people who have completed or are still involved in gaining the award.”

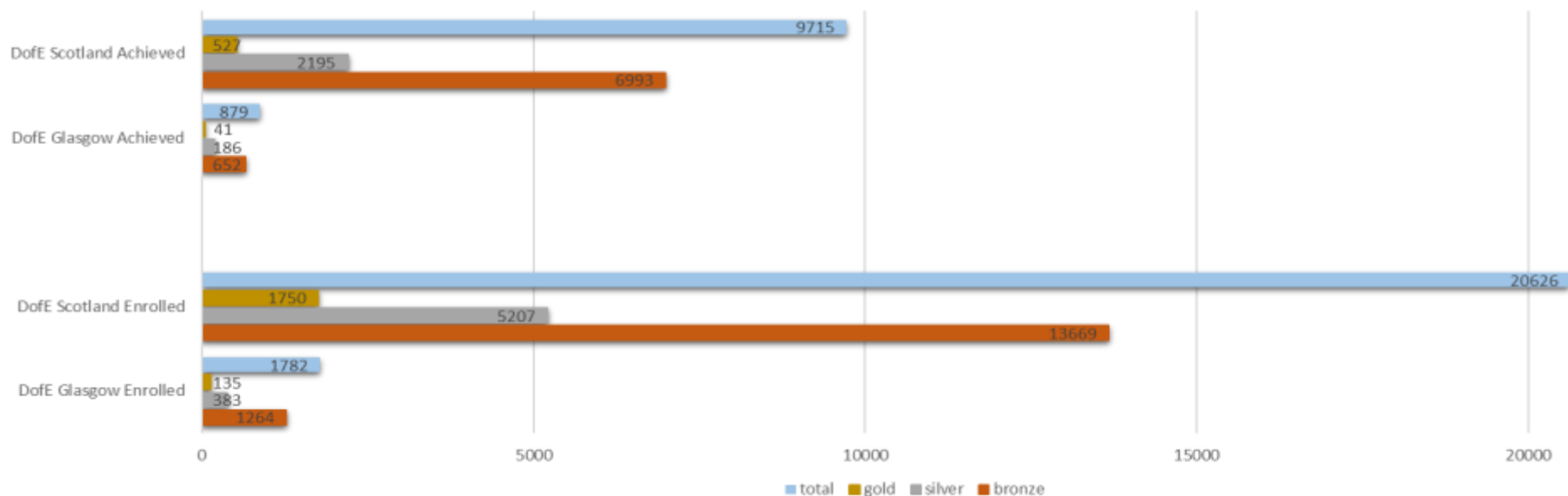
OFFICIAL

2021-
2022

DOUGLAS
HUTCHISON



DOFE GLASGOW IN SCOTLAND



MARGINALISED YOUNG PEOPLE

PERCENTAGES OF ENROLMENTS



DOFE GLASGOW



DOFE SCOTLAND

PERCENTAGES OF COMPLETIONS



DOFE GLASGOW



DOFE SCOTLAND

VOLUNTEERING CONTRIBUTION TO THE COMMUNITY

DOFE GLASGOW

- 19,266 hours



Total Volunteering Hours
given by young people

- £92,669



Estimated total value of
volunteering hours given
in support of others

DOFE SCOTLAND

- 239,265 hours

- £3,150,865

OFFICIAL



EASTBANK ACADEMY

EXPEDITION RELATED STATISTICS



1525 young people on
expeditions



3741 Expedition Days



5266 Outdoor Days

ROSSHALL SECONDARY



WHERE ARE WE NOW?

ENROLMENTS



CENTRE

1	EDU Shawlands Academy	110	68	27	205
2	EDU Jordanhill School	69	66	9	144
3	EDU Hillhead High School	87	0	46	133
4	EDU Hyndland Secondary	95	34	0	129
5	EDU Kingspark Secondary	65	24	15	104
6	EDU Bannerman High	86	10	7	103
7	EDU Notre Dame High	39	44	8	91
8	EDU Holyrood Secondary	67	0	0	67
9	EDU Knightswood Secondary	33	20	6	59
10	EDU St Margaret Mary's Secondary	36	18	0	54

COMPLETIONS



CENTRE

1	EDU Hyndland Secondary	107	44	1	152
2	EDU Shawlands Academy	68	33	8	109
3	EDU Hillhead High School	79	0	8	87
4	EDU Kingspark Secondary	35	38	0	73
5	EDU Bannerman High	45	15	1	61
6	EDU Notre Dame High	35	11	11	57
7	EDU Lochend Community High School	29	2	0	31
8	EDU Holyrood Secondary	30	0	0	30
9	EDU Hillpark Secondary	19	6	5	30
10	EDU St Margaret Mary's Secondary	26	0	0	26



HOLYROOD SECONDARY

TOP 10 CENTRES FOR SIMD 1-3 ENGAGEMENT (%)

ENROLMENTS

TOP 10 CENTRES FOR SIMD 1-3 ENGAGEMENT (%)

1	EDU Virtual Centre	100
2	GL (NW) Hillhead Open Award Centre	100
3	GL (South) Crossbank Crescent Children's Unit	100
4	EDU Abercorn School	94.1
5	EDU Parkhill Secondary	94.1
6	EDU Springburn Academy	88.9
7	EDU Eastbank Academy	88.1
8	EDU Lochend Community High School	7.9
9	EDU Eastbank Academy	7.1
10	EDU Bannerman High	6.8

COMPLETIONS

1	EDU Abercorn School	100
2	EDU Cleveden Secondary (MCR)	100
3	EDU Govan High LCR	100
4	EDU Parkhill Secondary	100
5	EDU St Roch's Secondary	100
6	GL (South) Crossbank Crescent Children's Unit	100
7	VOL (South) Castlemilk Open Award Centre	100
8	EDU St Margaret Mary's Secondary	92.31
9	EDU Lochend Community High School	90.32
10	EDU St Pauls High School	83.33

ABERCORN SECONDARY



TOP 10 CENTRES FOR ASN ENGAGEMENT (%)

ENROLMENTS

ENROLMENT

1	EDU Abercorn School	100
2	EDU Parkhill Secondary	100
3	EDU Govan High LCR	100
4	EDU Hollybrook Secondary	100
5	VOL (South) The Barn	25
6	EDU St Pauls High School	23.5
7	GL (South) Govanhill Open Centre	22.2
8	EDU Smithycroft Sec	14
9	EDU Glasgow Kelvin College	11.1
10	EDU Holyrood Secondary	10.4

COMPLETIONS

1	EDU Abercorn School	100
2	EDU Govan High LCR	100
3	EDU Parkhill Secondary	100
4	EDU Hollybrook Secondary	100
5	EDU Ashton Secondary School	100
6	GL (South) Crossbank Crescent Children's Unit	66.67
7	EDU St Pauls High School	33.33
8	EDU Cleveden Secondary (MCR)	25
9	VOL (North East) Urban Fox	10
10	EDU St Roch's Secondary	8.33



PARKHILL SECONDARY

TOP 10 CENTRES FOR ASN ENGAGEMENT (%) FROM MAINSTREAM

ENROLMENTS

TOP 10 CENTRES FOR ASN ENGAGEMENT (%) FROM MAINSTREAM

1	VOL (South) The Barn	25
2	EDU St Pauls High School	23.5
3	GL (South) Govanhill Open Centre	22.2
4	EDU Smithycroft Sec	14
5	EDU Glasgow Kelvin College	11.1
6	EDU Holyrood Secondary	10.4
7	EDU St Thomas Aquinas	10
8	EDU Lochend Community High School	7.9
9	EDU Eastbank Academy	7.1
10	EDU Bannerman High	6.8

COMPLETIONS

1	GL (South) Crossbank Crescent Children's Unit	66.67
2	EDU St Pauls High School	33.33
3	EDU Cleveden Secondary (MCR)	25
4	VOL (North East) Urban Fox	10
5	EDU St Roch's Secondary	8.33
6	EDU Hillhead High School	6.90
7	EDU Lochend Community High School	6.45
8	EDU Rosshall Academy	5.88
9	EDU Notre Dame High	5.26
10	EDU Kingspark Secondary	4.11

HILLHEAD SECONDARY



TOP 10 CENTRES FOR ETHNIC MINORITY ENGAGEMENT (%)

ENROLMENTS

1	VOL (South) The Barn	75
2	EDU Virtual Centre	66.70
3	EDU St Roch's Secondary	56.50
4	EDU Bellahouston Academy	56
5	EDU St Mungo's Academy	55.60
6	EDU St Pauls High School	52.90
7	EDU Holyrood Secondary	50.70
8	GL (NW) Hillhead Open Award Centre	50
9	EDU St Andrews Secondary	50
10	EDU Springburn Academy	44.40

COMPLETIONS

1	GL (South) Govanhill Open Centre	80
2	GL (NW) Hillhead Open Award Centre	75
3	EDU Hillhead High School	58.62
4	EDU Notre Dame high	57.89
5	EDU Holyrood Secondary	55.17
6	EDU Lourdes Secondary	45.45
7	EDU Virtual Centre	42.86
8	EDU St Roch's Secondary	41.67
9	EDU John Paul Academy	40
10	EDU St Margaret Mary's Secondary	38.46



HILLPARK SECONDARY

TOP 10 CENTRES FOR VOLUNTEERING CONTRIBUTION

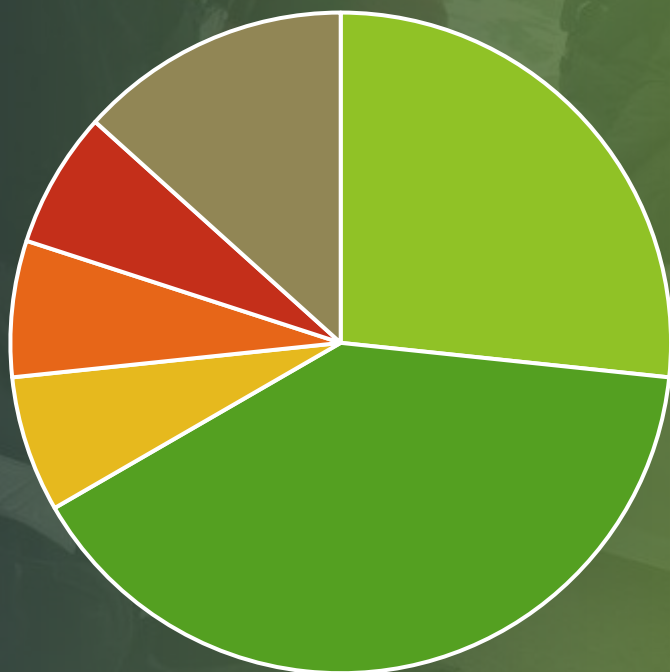
TOP 10 CENTRES FOR VOLUNTEERING CONTRIBUTION		Hours of Contribution	Financial Value to the local community
1	EDU Shawlands Academy	2,587	£12,443
2	EDU Hyndland Secondary	2,353	£11,318
3	EDU Hillhead High School	1,820	£8,754
4	EDU Kingspark Secondary	1,508	£7,253
5	EDU Notre Dame High	1,443	£6,941
6	EDU Bannerman High	1,365	£6,566
7	EDU Knightswood Secondary	832	£4,002
8	EDU Hillpark Secondary	637	£3,064
9	EDU Holyrood Secondary	585	£2,814
10	EDU Eastbank Academy (FARE)	572	£2,751

HYNDLAND SECONDARY



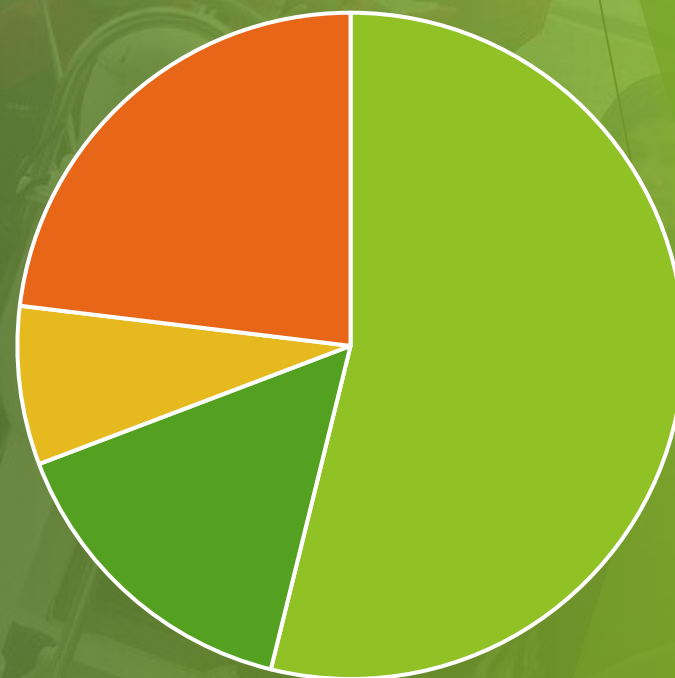
WHAT DOES CURRICULUM DELIVERY LOOK LIKE?

Curriculum Delivery Models Class Contact Time



■ 2 periods a week ■ 1 period a week ■ 3 periods a week
■ 4 periods a week ■ 1 period a month ■ None

Centre Coordinator Administration Time



■ 0 periods a week
■ 1 period a week

■ No specific time but when it can fit
■ 3 periods a week



DRUMCHAPEL HIGH SCHOOL

OFFICIAL

22



A huge thank you to all the adults that contribute to DoE Programmes in Glasgow, without you none of this would be possible.

And welcome to our new centres for this year; Cleveden Campsie Centre, Hazelwood School, Linburn Academy, Glasgow Virtual School, PEPASS, GL Royston Open Centre

OFFICIAL

HILLHEAD SECONDARY

GOLD AWARDS PRESENTATION
AT HOLYROOD

If you have any questions please email wiki.williams@glasgow.gov.uk

OFFICIAL

24

