



Awards started vs full year target



Awards started this quarter



Awards started over the last 3 years

Bronze

Year	Apr	May	Jun	Jul	Aug	Sep	Oct	Nov	Dec	Jan	Feb	Mar	Total
2025/2026	0	0	0	0	0	0	0	13	0	2	0	0	15
2024/2025	0	0	0	0	0	0	0	0	0	0	0	0	0
2023/2024	0	0	0	0	0	0	0	9	0	2	0	0	11

Awards achieved over the last 3 years

Bronze

Year	Apr	May	Jun	Jul	Aug	Sep	Oct	Nov	Dec	Jan	Feb	Mar	Total
2025/2026	0	0	0	0	0	2	1	0	0	0	0	0	3
2024/2025	0	0	0	0	0	0	0	0	0	0	0	0	0
2023/2024	0	0	0	0	0	0	0	0	0	0	0	0	0

Awards started

15
This YTD

0
Last YTD

13
End of year forecast

Bronze

15
This YTD

0
Last YTD

13
End of year forecast

Silver

0
This YTD

0
Last YTD

0
End of year forecast

Gold

0
This YTD

0
Last YTD


0
End of year forecast

Marginalised young people (% of this YTD)


Awards started	Bronze	Silver	Gold
11 (73.3%) IMD 1-3	11 (73.3%) IMD 1-3	(%) IMD 1-3	(%) IMD 1-3
4 (26.7%) Ethnic minorities	4 (26.7%) Ethnic minorities	(%) Ethnic minorities	(%) Ethnic minorities
(%) Additional needs	(%) Additional needs	(%) Additional needs	(%) Additional needs

Awards achieved	Bronze	Silver	Gold
2 (66.7%) IMD 1-3	2 (66.7%) IMD 1-3	(%) IMD 1-3	(%) IMD 1-3
(%) Ethnic minorities	(%) Ethnic minorities	(%) Ethnic minorities	(%) Ethnic minorities
(%) Additional needs	(%) Additional needs	(%) Additional needs	(%) Additional needs


Progress against sections for awards started YTD




20.0
% no activity at all




73.3
% volunteering not started




80.0
% expedition not started



40.0
% skill not started



0.0
% gold residential not started



33.3
% physical not started

Young leaders YTD

1

Awards achieved

3
This YTD

0
Last YTD

27.3
Cohort achievement %

Bronze

3
This YTD

0
Last YTD

27.3
Cohort achievement %

Silver

0
This YTD

0
Last YTD

0.0
Cohort achievement %

Gold

0
This YTD

0
Last YTD

0.0
Cohort achievement %