

Awards started vs full year target

0

148

123

Awards started this quarter

0

132

24

Awards started over the last 3 years

BronzeSilverGold

Year	Apr	May	Jun	Jul	Aug	Sep	Oct	Nov	Dec	Jan	Feb	Mar	Total
2025/2026	0	0	0	0	9	123	7	7	0	0	0	2	148
2024/2025	0	0	0	0	0	24	97	3	0	0	0	0	124
2023/2024	0	3	0	0	0	84	0	16	0	0	0	0	103

Awards achieved over the last 3 years

BronzeSilverGold

Year	Apr	May	Jun	Jul	Aug	Sep	Oct	Nov	Dec	Jan	Feb	Mar	Total
2025/2026	0	1	16	0	3	22	56	2	0	0	0	0	100
2024/2025	0	0	1	0	0	42	33	1	0	0	0	0	77
2023/2024	0	0	0	0	4	21	36	0	0	0	0	0	61


Marginalised young people (% of this YTD)

Awards started	Bronze	Silver	Gold
56 (37.8%) IMD 1-3	33 (38.4%) IMD 1-3	16 (39.0%) IMD 1-3	7 (33.3%) IMD 1-3
13 (8.8%) Ethnic minorities	5 (5.8%) Ethnic minorities	5 (12.2%) Ethnic minorities	3 (14.3%) Ethnic minorities
9 (6.1%) Additional needs	7 (8.1%) Additional needs	(%) Additional needs	2 (9.5%) Additional needs
Awards achieved	Bronze	Silver	Gold
32 (32.0%) IMD 1-3	25 (34.2%) IMD 1-3	7 (25.9%) IMD 1-3	(%) IMD 1-3
10 (10.0%) Ethnic minorities	6 (8.2%) Ethnic minorities	4 (14.8%) Ethnic minorities	(%) Ethnic minorities
5 (5.0%) Additional needs	(%) Additional needs	5 (18.5%) Additional needs	(%) Additional needs


Progress against sections for awards started YTD



2.7  
% no activity at all




10.1  
% volunteering not started




82.4  
% expedition not started



5.4  
% skill not started



66.7  
% gold residential not started



3.4  
% physical not started

Young leaders YTD

1

Awards achieved

BronzeSilverGold

100 This YTD	73 This YTD	27 This YTD	0 This YTD
77 Last YTD	68 Last YTD	8 Last YTD	1 Last YTD
74.8 Cohort achievement %	79.1 Cohort achievement %	80.0 Cohort achievement %	14.3 Cohort achievement %